







A	B	C	D	E
F	G	H	I	J
K	L	¹ 	M	N
O	P	Q	R	S
T	U	V	W	X


Y	Z	A	B	C
D	E	F	G	H
I	J	² 	K	L
M	N	O	P	Q
R	S	T	U	V


W	X	Y	Z	A
B	C	D	E	F
G	H	³ 	I	J
K	L	M	N	O
P	Q	R	S	T


U	V	W	X	Y
Z	A	B	C	D
E	F	⁴ 	G	H
I	J	K	L	M
N	O	P	Q	R


S	T	U	V	W
X	Y	Z	A	B
C	D	⁵ 	E	F
G	H	I	J	K
L	M	N	O	P


Q	R	S	T	U
V	W	X	Y	Z
A	B	⁶ 	C	D
E	F	G	H	I
J	K	L	M	N


O	P	Q	R	S
T	U	V	W	X
Y	Z	⁷ 	A	B
C	D	E	F	G
H	I	J	K	L


M	N	O	P	Q
R	S	T	U	V
W	X	⁸ 	Y	Z
A	B	C	D	E
F	G	H	I	J


K	L	M	N	O
P	Q	R	S	T
U	V	⁹ 	W	X
Y	Z	A	B	C
D	E	F	G	H


I	J	K	L	M
N	O	P	Q	R
S	T	¹⁰ 	U	V
W	X	Y	Z	A
B	C	D	E	F


G	H	I	J	K
L	M	N	O	P
Q	R	¹¹ 	S	T
U	V	W	X	Y
Z	A	B	C	D


E	F	G	H	I
J	K	L	M	N
O	P	¹² 	Q	R
S	T	U	V	W
X	Y	Z	A	B


C	D	E	F	G
H	I	J	K	L
M	N	¹³ 	O	P
Q	R	S	T	U
V	W	X	Y	Z


A	B	C	D	E
O	P	Q	R	S
F	G	¹⁴ 	H	I
T	U	V	W	X
J	K	L	M	N


Y	Z	A	B	C
M	N	O	P	Q
D	E	¹⁵ 	F	G
R	S	T	U	V
H	I	J	K	L


W	X	Y	Z	A
K	L	M	N	O
B	C	¹⁶ 	D	E
P	Q	R	S	T
F	G	H	I	J


U	V	W	X	Y
I	J	K	L	M
Z	A	¹⁷ 	B	C
N	O	P	Q	R
D	E	F	G	H


S	T	U	V	W
G	H	I	J	K
X	Y	¹⁸ 	Z	A
L	M	N	O	P
B	C	D	E	F


Q	R	S	T	U
E	F	G	H	I
V	W	¹⁹ 	X	Y
J	K	L	M	N
Z	A	B	C	D


O	P	Q	R	S
C	D	E	F	G
T	U	²⁰ 	V	W
H	I	J	K	L
X	Y	Z	A	B


M	N	O	P	Q
A	B	C	D	E
R	S	²¹ 	T	U
F	G	H	I	J
V	W	X	Y	Z


K	L	M	N	O
Y	Z	A	B	C
P	Q	²² 	R	S
D	E	F	G	H
T	U	V	W	X


I	J	K	L	M
W	X	Y	Z	A
N	O	²³ 	P	Q
B	C	D	E	F
R	S	T	U	V


G	H	I	J	K
U	V	W	X	Y
L	M	²⁴ 	N	O
Z	A	B	C	D
P	Q	R	S	T


E	F	G	H	I
S	T	U	V	W
J	K	²⁵ 	L	M
X	Y	Z	A	B
N	O	P	Q	R

C	D	E	F	G
Q	R	S	T	U
H	I	²⁶ 	J	K
V	W	X	Y	Z
L	M	N	O	P

A	B	C	D	E
K	L	M	N	O
U	V	²⁷ 	W	X
F	G	H	I	J
P	Q	R	S	T

Y	Z	A	B	C
M	N	O	P	Q
I	J	²⁸ 	K	L
R	S	T	U	V
D	E	F	G	H

W	X	Y	Z	A
K	L	M	N	O
G	H	²⁹ 	I	J
P	Q	R	S	T
B	C	D	E	F

U	V	W	X	Y
I	J	K	L	M
E	F	³⁰ 	G	H
N	O	P	Q	R
Z	A	B	C	D

A

B

C

D

E

F

G

H

I

J

K

L

M

N

O

P

Q

R

S

T

U

V

W

X

Y

Z

Instructions for ABC Bingo

To Prepare the Bingo Cards

- Print out as many cards as you need based on the number of students. Print them on heavy, colored paper if possible.

Note: *there are 30 cards; no two are alike so students will not all have Bingo at the same time. Cards are numbered so the teacher can easily replace a damaged or lost card.*

- Cut apart the cards (there are two to a page) and cut apart the large letter squares, which are used for calling out the letters.
- Game tokens (small plastic disks in one or multiple colors) can be purchased from a teacher supply store. Pennies could also be used.

To Play ABC Bingo

- Each student places a token in the middle square, which is a “free square.”
- The teacher calls out the letters one by one. After calling each letter, wait for a few seconds as students associate the word with the letter. Students place a token on the letter (each card has all letters except two). After waiting a few seconds, show the letter square to students so they can check their understanding (especially younger students).
- The first student to have a straight line of tokens in any direction – up/down, across, or diagonally from corner to corner—calls Bingo.
- Sometimes more than one student has Bingo at the same time. The first student to call it wins – or the teacher may decide that both students have won at the same time.

Distribute stickers or other incentives to the winners or write their names on the board.

Tip: Younger students may become discouraged if they don’t “win.” So, consider playing until all students have received a Bingo. “Winners” get to choose their sticker/incentive in the order that they received a Bingo.